

## VIRGOLA

### Version

Evolution - Built-in 75 cm - Inox  
- 600 m<sup>3</sup>/h

### Collection

Design

### EAN code

8034122363530



The photograph is purely for information  
It may not correspond to the selected version.

## FEATURES

Tempered turning glass  
Electronic control  
Metallic grease filter,  
removable and washable  
Optional charcoal filter  
Possible to duct wall mounted  
from rear  
Dynamic LED Light (2700K -  
5600K)

## OPTIONAL ACCESSORIES

### KACL.960

Charcoal filter

### KACL.961

Charcoal and Zeolite filter

### KCVJN.00#3

Telescopic chimney h 185 + h 185

### KCVJN.01#3

Chimney h 120 mm

## TECHNICAL FEATURES

### Installation type

Built-in

### Dimensions

75 cm

### Finishing

Scotch brite stainless steel

### Motor

600 m<sup>3</sup>/h

### Type of control

Electronic control

### Lighting

Led 2x1,2 W - 2700 K / 5600 K

### Minimum distance

Gas hob: 52 cm

Electric hob: 52 cm

## PACKAGING:WEIGHTS AND VOLUMES

### Gross weight

13.7 kg

### Net weight

10 kg

### Volumes

0.19 m<sup>3</sup>

### Packaging size

Length

995 mm

Height

410 mm

Depth

465 mm

## CONSUMPTION AND CONNECTION FEATURES

### Maximum consumption

230 W

### Voltage

220-240V

### Frequency

50-60Hz

### Plug type

Shuko

## MOTOR TECHNICAL SHEET

### Maximum capacity

580 m<sup>3</sup>/h

I.E.C. 61591

### Maximum noise level

65 dB(A)re1pW

I.E.C.60704-2-13

### Maximum pressure (Pa)

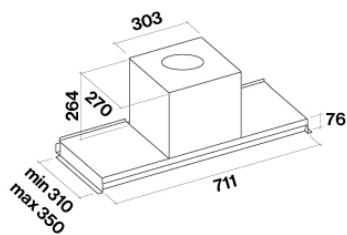
480 Pa

### Max. motor power

200 W

## ENERGY CLASS

B



## VIRGOLA

### Version

Evolution - Built-in 75 cm - Inox  
- 600 m<sup>3</sup>/h

### Collection

Design

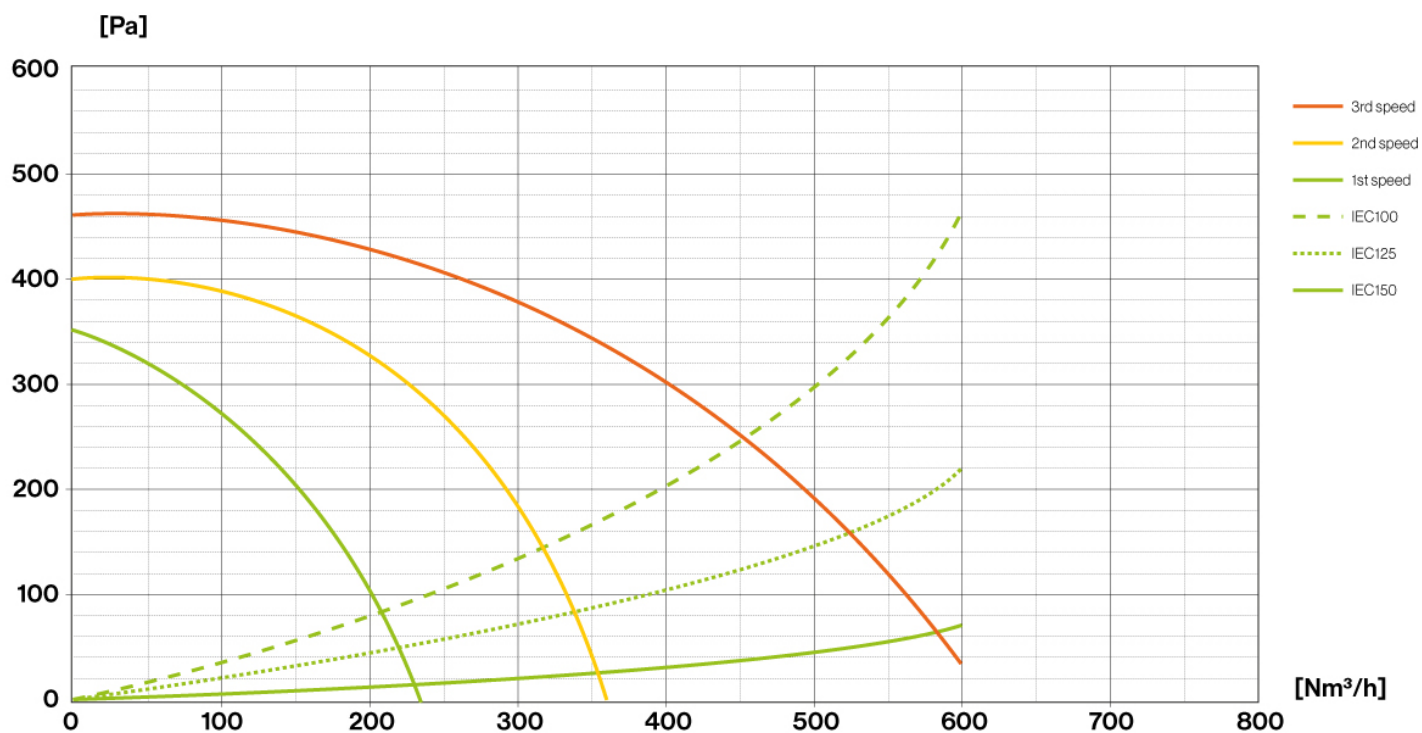
### EAN code

8034122363530

## MOTOR TECHNICAL SHEET

Motor speed	1	2	3
Noise level dB(A)re1pW-I.E.C.60704-2-13	47	56	65
Capacity (m <sup>3</sup> /h) I.E.C.61591	240	350	580
Maximum pressure (Pa)	250	400	480
Motor Power (W)	130	160	200
Air outlet	150	150	150

## CAPACITY / PRESSURE



## VIRGOLA

### Version

Evolution - Built-in 75 cm - Inox  
- 600 m<sup>3</sup>/h

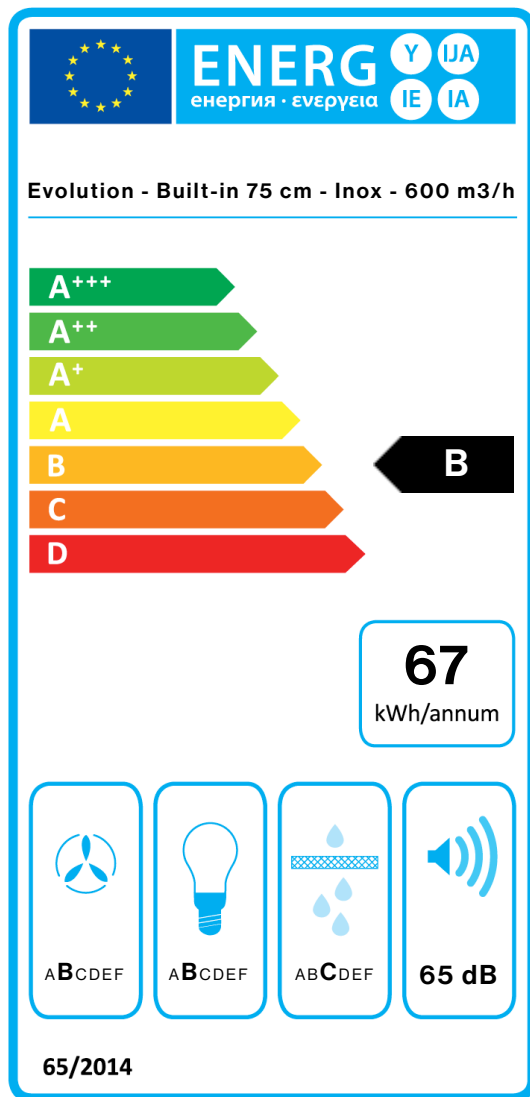
### Collection

Design

### EAN code

8034122363530

## ENERGY LABEL



PF		
S	Falmec Spa	
M	Evolution - Built-in 75 cm - Inox - 600 m <sup>3</sup> /h	
AEC	67,4	kWh/a
EEC	B	
FDE	23,2	
FDEC	B	
LE	27,9	
LEC	B	
GFE	80,0	
GFEC	C	
Qmin	240,0	m <sup>3</sup> /h
Qmax	580,0	m <sup>3</sup> /h
Qboost	580,0	m <sup>3</sup> /h
SPEmin	47	dBa
SPEmax	65	dBa
SPEboost	-	dBa
PO	-	W
PS	0,48	W
PI		
F	1,2	
EEL	68,8	
Qbep	360,0	m <sup>3</sup> /h
Pbep	337	Pa
Qboost	580,0	m <sup>3</sup> /h
Wbep	145,0	W
WL	5,30	W
Emiddle	148	lx
Lwa-SPEmax	65	dBa

**PF\_Product fiche according to 65/2014** S\_Supplier name / M\_Model identification / AEC\_Annual Energy Consumption (AEC hood) / EEC\_Energy Efficiency class / FDE\_Fluid Dynamic Efficiency (FDE hood) / FDEC\_Fluid Dynamic Efficiency class / LE\_Lighting Efficiency (LE hood) / LEC\_Lighting Efficiency class / GFE\_Grease Filtering Efficiency / GFEC\_Grease Filtering Efficiency class / Qmin\_Air flow (in m<sup>3</sup>/h) at min speed in normal use / Qmax\_Air flow (in m<sup>3</sup>/h) at max speed in normal use / Qboost\_Air flow (in m<sup>3</sup>/h) at intensive or boost setting (max air-flow) / SPEmin\_Airborne acoustical A-weighted sound power emissions at min speed in normal use / SPEmax\_Airborne acoustical A-weighted sound power emissions at max speed in normal use / SPEboost\_Airborne acoustical A-weighted sound power emissions (in dB) at intensive or boost setting / PO\_Power consumption in off mode (Po) / Ps\_Power consumption in stand by mode (Ps). **PI\_Additional information according to 66/2014** F\_Time increase factor / EEL\_Energy Efficiency Index / Qbep\_Measured air flow rate at best efficiency point / Pbep\_Measured air pressure at best efficiency point / Qboost\_Maximum air flow / Wbep\_Measured electric power input at best efficiency point / WL\_Nominal power of the lighting system / Emiddle\_Average illumination of the lighting system on the cooking surface / Lwa-SPEmax\_Sound pressure level at the highest speed.